

EMMA SUSPENSION

D81539-BLK-AMB

GENERAL

Series: Ladies _____
 Subseries: Emma _____
 Brand: Panzeri _____
 Division: Design _____
 Mounting Type: Suspension _____
 Mounting Location: Ceiling _____
 Subcategory: Pendant _____

PHYSICAL

Shape: Abstract _____
 Diameter (mm): 260 _____
 Diameter (in): 10 ¼ _____
 Height (mm): 185 _____
 Height (in): 7 ⅝ _____
 Max. Overall Height (mm): 2385 _____
 Max. Overall Height (in): 93 ⅞ _____
 Light Distribution: Direct _____
 Weight (kg): 1.45 _____
 Weight (lbs): 3.19 _____
 Diffuser: Amber Blown Glass _____
 Holder Finish: Black _____
 Fixture Material: Glass / Aluminum _____
 Cable Details: 2200mm / 86 5/8" Cable _____

ELECTRICAL

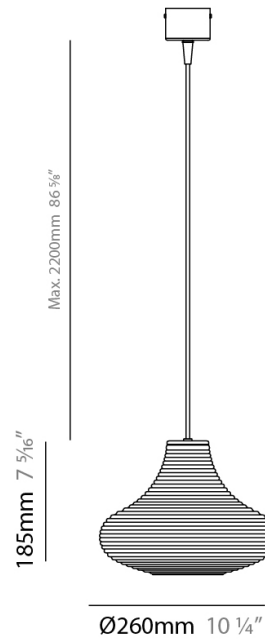
Number of Lamps: 1 _____
 Lamp Type: LED Retrofit _____
 Lamp Shape: A19 _____
 Bulb Included: Bulb Not Included _____
 Max. Wattage Per Lamp (W): 7 _____
 Lamp Base: E26 _____
 Input Voltage (V): 120 _____

LED

OPTICAL

RATINGS AND CERTIFICATIONS

Certified By: CSA Certified to UL and CSA Standards _____
 IP rating: IP20 _____



PROJECT	
TYPE	
NOTES	
QUANTITY	
DATE	

CLIO SUSPENSION

D81549-BLK-AMB

GENERAL

Series: Ladies
 Subseries: Clio
 Brand: Panzeri
 Division: Design
 Mounting Type: Suspension
 Mounting Location: Ceiling
 Subcategory: Pendant

PHYSICAL

Shape: Cylinder
 Diameter (mm): 85
 Diameter (in): 3 3/8
 Height (mm): 310
 Height (in): 12 3/16
 Max. Overall Height (mm): 2310
 Max. Overall Height (in): 90 15/16
 Light Distribution: Direct
 Weight (kg): 1.20
 Weight (lbs): 2.64
 Diffuser: Amber Blown Glass
 Holder Finish: Black
 Fixture Material: Glass / Aluminum
 Cable Details: 2200mm / 86 5/8" Cable

ELECTRICAL

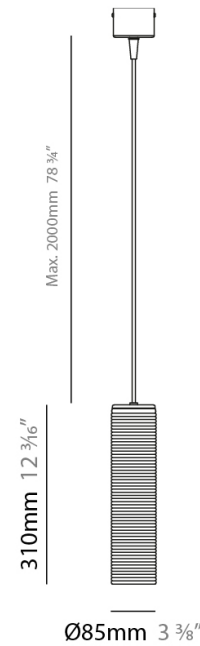
Number of Lamps: 1
 Lamp Type: LED Retrofit
 Lamp Shape: A19
 Bulb Included: Bulb Not Included
 Max. Wattage Per Lamp (W): 7
 Lamp Base: E26
 Input Voltage (V): 120

LED

OPTICAL

RATINGS AND CERTIFICATIONS

Certified By: CSA Certified to UL and CSA Standards
 IP rating: IP20



PROJECT	
TYPE	
NOTES	
QUANTITY	
DATE	

CLIO SUSPENSION

D81549-BLK-CRY

GENERAL

Series: Ladies
 Subseries: Clio
 Brand: Panzeri
 Division: Design
 Mounting Type: Suspension
 Mounting Location: Ceiling
 Subcategory: Pendant

PHYSICAL

Shape: Cylinder
 Diameter (mm): 85
 Diameter (in): 3 ³/₈
 Height (mm): 310
 Height (in): 12 ³/₁₆
 Max. Overall Height (mm): 2310
 Max. Overall Height (in): 90 ¹⁵/₁₆
 Light Distribution: Direct
 Weight (kg): 1.20
 Weight (lbs): 2.64
 Diffuser: Crystal Blown Glass
 Holder Finish: Black
 Fixture Material: Glass / Aluminum
 Cable Details: 2200mm / 86 5/8" Cable

ELECTRICAL

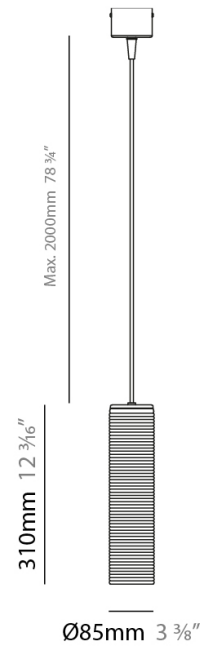
Number of Lamps: 1
 Lamp Type: LED Retrofit
 Lamp Shape: A19
 Bulb Included: Bulb Not Included
 Max. Wattage Per Lamp (W): 7
 Lamp Base: E26
 Input Voltage (V): 120

LED

OPTICAL

RATINGS AND CERTIFICATIONS

Certified By: CSA Certified to UL and CSA Standards
 IP rating: IP20



PROJECT
TYPE
NOTES
QUANTITY
DATE

CLIO SUSPENSION

D81549-BLK-STE

GENERAL

Series: Ladies
Subseries: Clio
Brand: Panzeri
Division: Design
Mounting Type: Suspension
Mounting Location: Ceiling
Subcategory: Pendant

PHYSICAL

Shape: Cylinder
Diameter (mm): 85
Diameter (in): 3 ³/₈
Height (mm): 310
Height (in): 12 ³/₁₆
Max. Overall Height (mm): 2310
Max. Overall Height (in): 90 ¹⁵/₁₆
Light Distribution: Direct
Weight (kg): 1.20
Weight (lbs): 2.64
Diffuser: Steel Blown Glass
Holder Finish: Black
Fixture Material: Glass / Aluminum
Cable Details: 2200mm / 86 5/8" Cable

ELECTRICAL

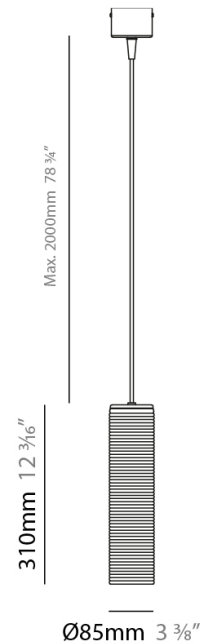
Number of Lamps: 1
Lamp Type: LED Retrofit
Lamp Shape: A19
Bulb Included: Bulb Not Included
Max. Wattage Per Lamp (W): 7
Lamp Base: E26
Input Voltage (V): 120

LED

OPTICAL

RATINGS AND CERTIFICATIONS

Certified By: CSA Certified to UL and CSA Standards
IP rating: IP20



LEGEND

	floor-mounted		pivotal		special LED (upon request) RGB, RGBW, tunable, gold+, meat+, art+, fashion+
	wall and ceiling: recessed and surface mounted		rotating		warm dim / natural dimming LED
	ceiling-mounted and wall-mounted		illuminate tilted		rechargeable battery powered
	wall-mounted		color of suspension cable		fixture with natural vivid LED (upon request)
	omni-directional light distribution		length of suspension cable		color rendering index
	direct light distribution		reflector degree selection		color temperature
	direct/indirect light distribution		super spot		lumen (luminous flux)
	indirect light distribution		lens		efficacy (lumens per watt)
	asymmetric light distribution		lens pack		Unified Glare Rating (UGR) range from 5-40
	aura light distribution		shine ring		marine grade (AISI 316 stainless steel)
	round wall or ceiling cut-out		integrated shine ring with diffuser		walk on
	square wall or ceiling cut-out		free individual colors 01-29		drive on
	the supplied jig specifies the cutout dimensions		individual colors: 00 (free of charge), 01-25 (extra charge)		Dark Sky Compliance
	minimum distance (meters) lamp - object		luminaire part to be colored (F1)		Americans with Disabilities Act (less than 4" off the wall located between 27"-84" from floor)
	recessed depth		luminaire part to be colored (F2)		lamp protected against explosion
	ceiling thickness in mm		luminaire part to be colored (F3)		blown glass using traditional methods by master glass blower
	ceiling thickness selection		luminaire part to be colored (F4)		acoustic material
	dimmable DP (phase), DV (0-10V), DD (dali), DS (step-dim)		luminaire part to be colored (F5)		protection class I, protection insulation
	included or excluded LED driver/transformer/control gear		color of 3-circuit adaptor		protection class II, protection insulation
	separately switchable		indirect diffuser		ETL Certified to UL and CSA Standards
	sensor		direct diffuser		UL Certified to UL and CSA Standards
	remote control		ball-proof (upon request)		CSA Certified to UL and CSA Standards
	available upon request		accessory		Certified for North American Standards

IP RATING

	protected against ingress of solid bodies greater than 12.5mm (finger)
	protected against ingress of solid bodies greater than 2.5mm protected against sprays of water up to 60 degrees from the vertical (rain)
	protected against ingress of solid bodies greater than 1mm (wire) no protection against the ingress of moisture
	protected against ingress of solid bodies greater than 1mm (wire) protected against sprays of water up to 60 degrees from the vertical (rain)
	protected against ingress of solid bodies greater than 1mm (wire) protected against water splashed from all directions
	protected against limited ingress of dust (wet rooms/covered outdoor areas) protected against water splashed from all directions
	protected against ingress of dust protected against jets of water
	protected against ingress of dust protected against powerful jets of water or heavy seas
	protected against ingress of dust protected against immersion of water between 15cm - 1m for 30 minutes
	protected against ingress of dust protected against immersion of water under pressure for long periods

IK RATING

	protected against 0.14 joules impact (equivalent to 0.25kg mass dropped from 56mm above the surface)
	protected against 0.2 joules impact (equivalent to 0.25kg mass dropped from 80mm above the surface)
	protected against 0.35 joules impact (equivalent to 0.25kg mass dropped from 140mm above the surface)
	protected against 0.5 joules impact (equivalent to 0.25kg mass dropped from 200mm above the surface)
	protected against 0.7 joules impact (equivalent to 0.25kg mass dropped from 280mm above the surface)
	protected against 1 joules impact (equivalent to 0.25kg mass dropped from 400mm above the surface)
	protected against 2 joules impact (equivalent to 0.5kg mass dropped from 400mm above the surface)
	protected against 5 joules impact (equivalent to 1.7kg mass dropped from 300mm above the surface)
	protected against 10 joules impact (equivalent to 5.0kg mass dropped from 200mm above the surface)
	protected against 20 joules impact (equivalent to 5.0kg mass dropped from 400mm above the surface)